



LOT SIZE:

30,589 SF (0.70 Acres)

PRICE:

\$15.00 PSF



Mike Ilse

Broker | Partner
Commercial Realtor®

701.223.2450

mike@aspengrouprealestate.com

HIGHLIGHTS:

- Gateway Mall Outlot located just west of Gateway Mall
- Zoning: CG - Commercial
- Excellent location for a Hotel
- *Located on the corner of the busiest intersection in Bismarck!*
- *Located near numerous restaurants & shopping*

424 S 3rd Street, Suite 2 | Bismarck, ND | WWW.ASPENGROUPREALSTATE.COM

This information has been secured from sources we believe to be reliable, but we make no representation or warranties, expressed or implied, as to the accuracy of the information. All references to age, square footage, income and expenses are approximate. Buyers or lessors should conduct their own independent investigations and rely on those results.



PLAT MAP

PROPERTY PHOTOS



424 S 3rd Street, Suite 2 | Bismarck, ND | WWW.ASPENGROUPREALESTATE.COM

This information has been secured from sources we believe to be reliable, but we make no representation or warranties, expressed or implied, as to the accuracy of the information. All references to age, square footage, income and expenses are approximate. Buyers or lessors should conduct their own independent investigations and rely on those results.

SITE PLAN



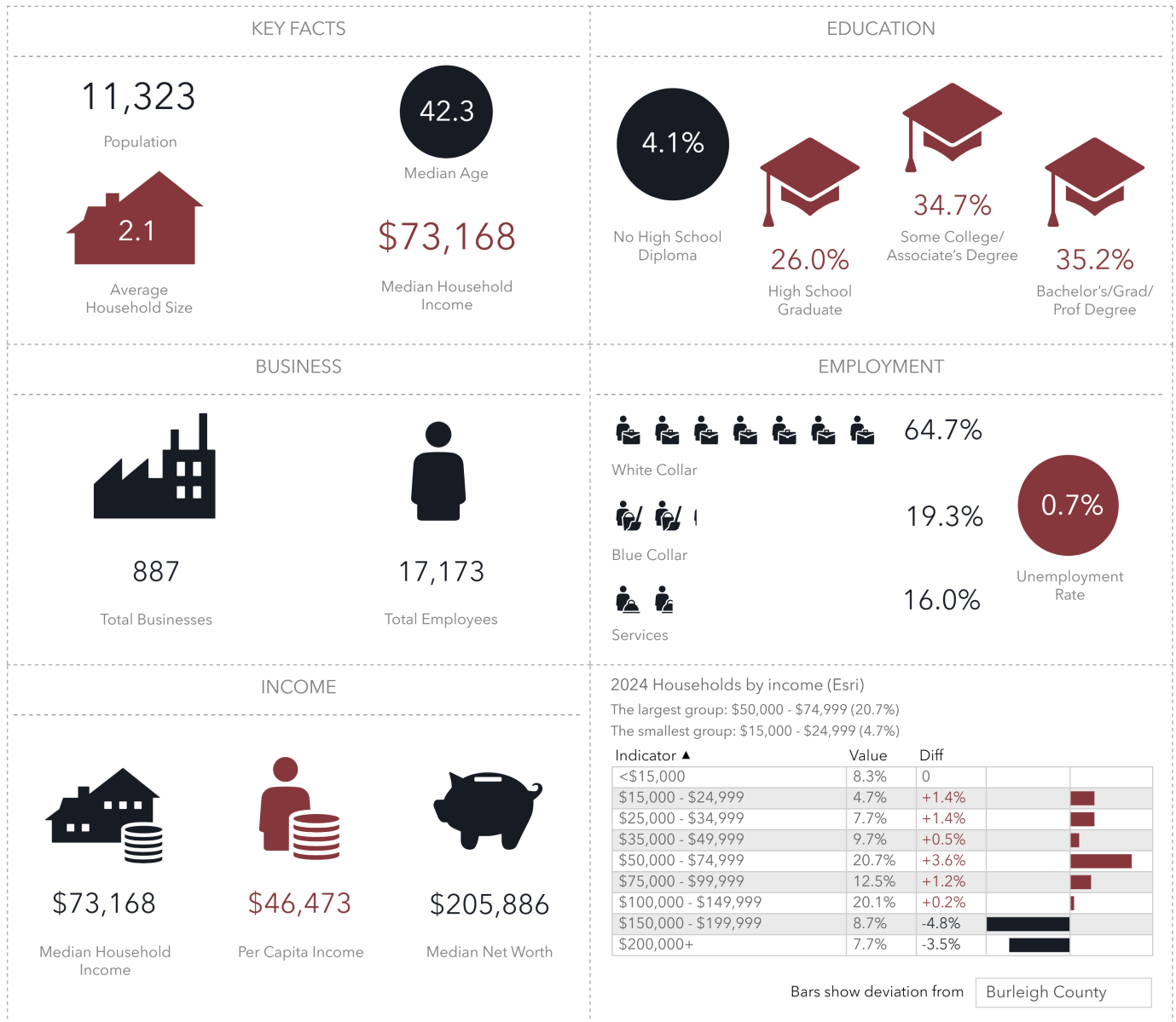
424 S 3rd Street, Suite 2 | Bismarck, ND | WWW.ASPENGROUPREALESTATE.COM

This information has been secured from sources we believe to be reliable, but we make no representation or warranties, expressed or implied, as to the accuracy of the information. All references to age, square footage, income and expenses are approximate. Buyers or lessors should conduct their own independent investigations and rely on those results.

DEMOGRAPHICS 1 MILE

Key Facts

2700 State St, Bismarck, North Dakota, 58503
Ring of 1 mile

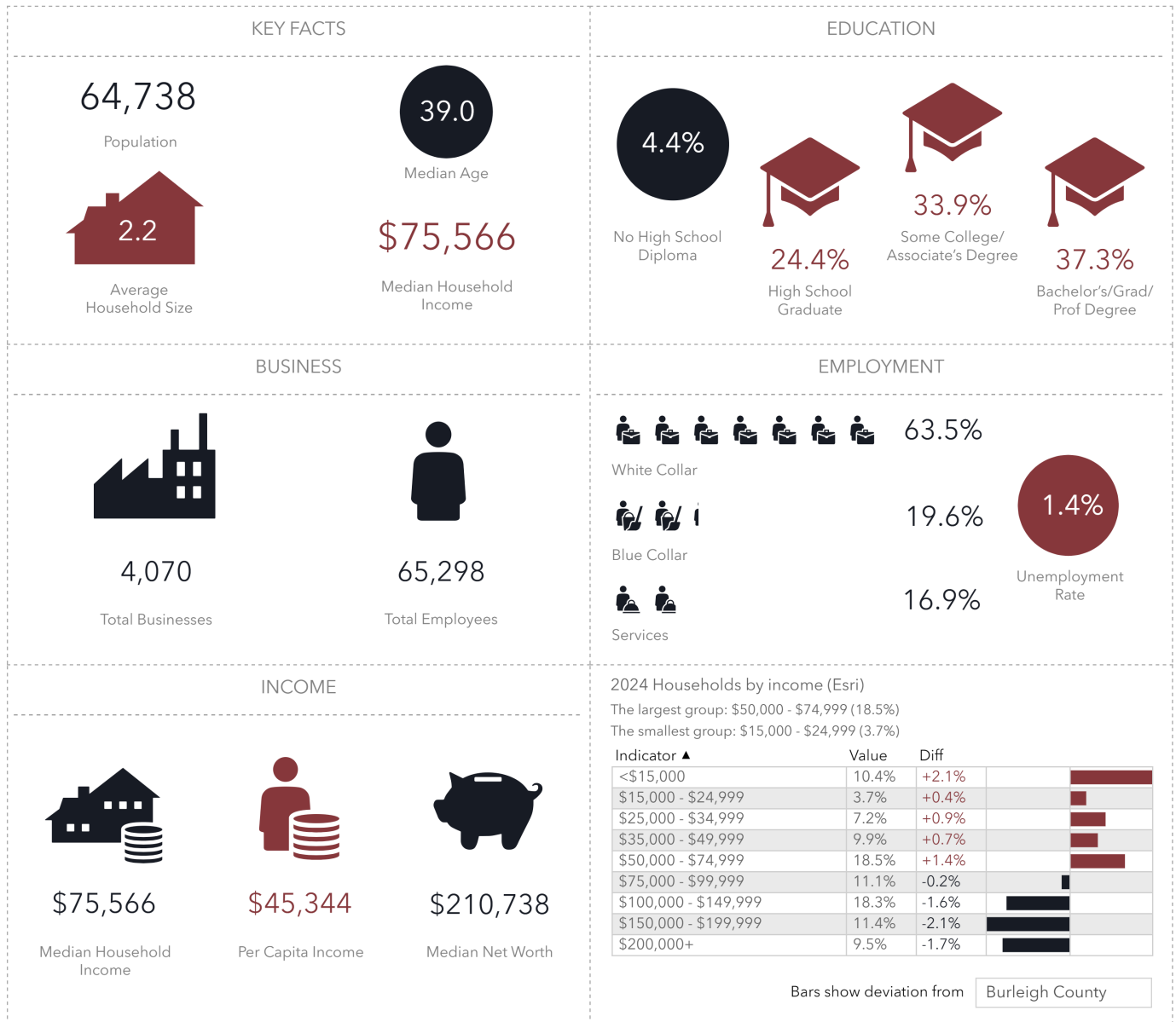


Source: This infographic contains data provided by Esri (2024, 2029), Esri-Data Axle (2024). © 2024 Esri

DEMOGRAPHICS 3 MILE

Key Facts

2700 State St, Bismarck, North Dakota, 58503
Ring of 3 miles

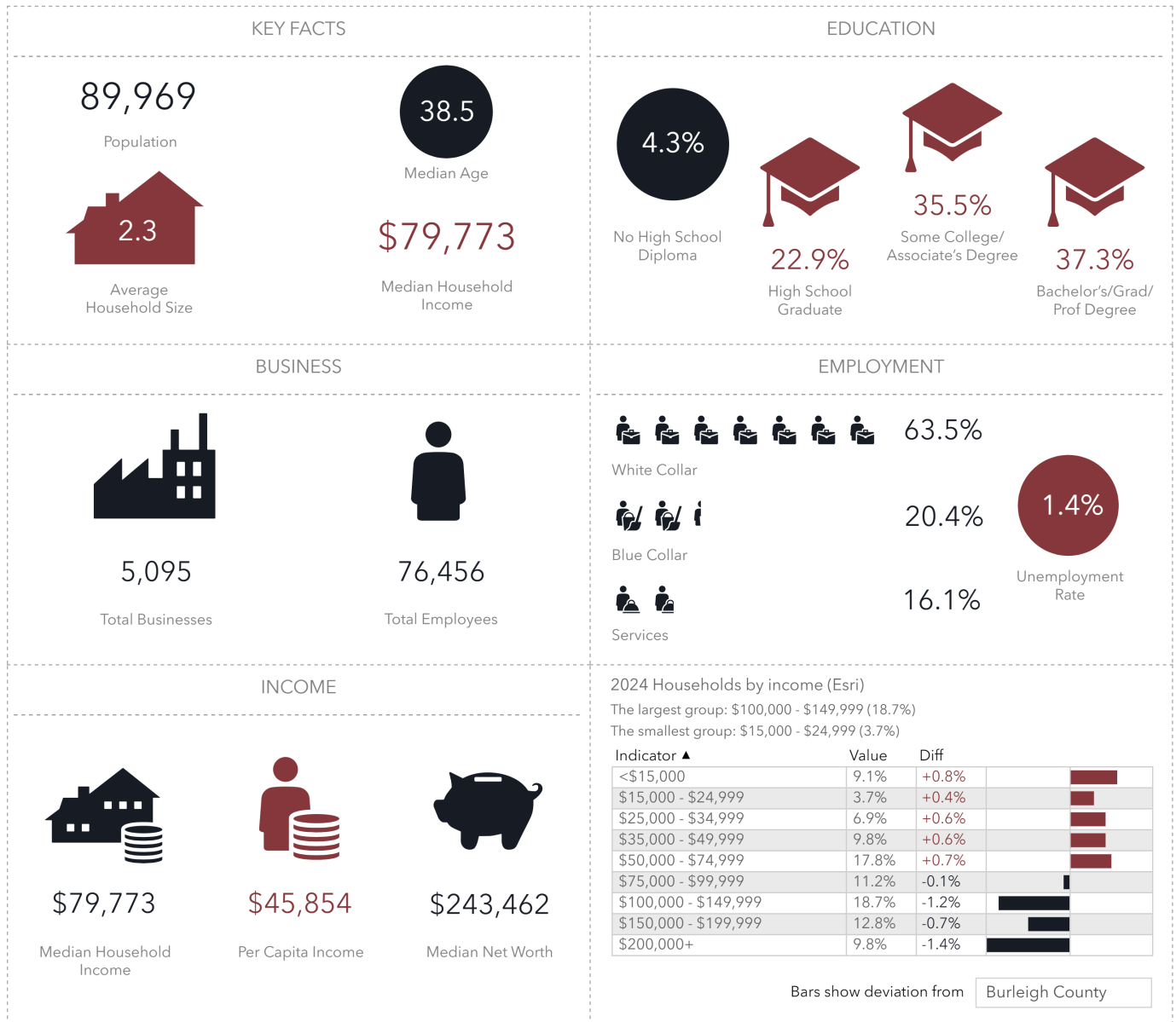


Source: This infographic contains data provided by Esri (2024, 2029), Esri-Data Axle (2024). © 2024 Esri

DEMOGRAPHICS 5 MILE

Key Facts

2700 State St, Bismarck, North Dakota, 58503
Ring of 5 miles



Source: This infographic contains data provided by Esri (2024, 2029), Esri-Data Axle (2024). © 2024 Esri

This information has been secured from sources we believe to be reliable, but we make no representation or warranties, expressed or implied, as to the accuracy of the information. All references to age, square footage, income and expenses are approximate. Buyers or lessors should conduct their own independent investigations and rely on those results.